



LIST OF PLATES.

- PLATE I.—The Sword-fish, *Xiphias gladius*. Length, 8 feet 4 inches. Drawing by H. L. Todd, from specimen taken on the coast of Rhode Island, now stuffed and preserved in the National Museum.
- PLATE II.—The Mediterranean Spear-fish, *Tetrapturus imperator*. Outline from figure in Cuvier & Valenciennes's *Histoire Naturelle des Poissons*, pl. ccxxviii.
- PLATE III.—The Cape Spear-fish, *Tetrapturus Herschellii*. Outline from figure in *Annals of Natural History*, vol. i, pl. x.
- PLATE IV.—The Western Atlantic Spear-fish, *Tetrapturus albidus*, Poey. Drawing by H. L. Todd, from cast of specimen taken on coast of Massachusetts, and preserved in the National Museum.
- PLATE V.—The Western Atlantic Spear-fish, *Tetrapturus albidus*. Fac simile of figure in Poey, *Mem. Hist. Nat. Cuba*, ii, pl. xv, fig. 1.
- PLATE VI.—The Cuban Spear-fish, *Tetrapturus amplus*. Fac simile of figure in Poey, *Mem. Hist. Nat. Cuba*, ii, pl. xv, fig. 2.
- PLATE VII.—The Indian Ocean Spear-fish, *Tetrapturus brevirostris*. Outline from figure in Day's *Fishes of India*, pl. xlvi.
- PLATE VIII.—The Old World Sail-fish, *Histiophorus gladius*. Outline from figure in Cuvier & Valenciennes's *Histoire Naturelle des Poissons*, pl. ccxxix.
- PLATE IX.—The Japanese Sail-fish, *Histiophorus orientalis*. Outline from figure in Temminck & Schlegel's *Fauna Japonica*, pl. lv.
- PLATE X.—The American Sail-fish, *Histiophorus americanus*. Drawing by H. L. Todd, from cast of specimen taken near Newport, R. I. Preserved in the National Museum.
- PLATE XI.—Skeleton of *Xiphias gladius*, from the somewhat imperfect specimen in the National Museum.
- PLATE XII.—Skeleton of *Histiophorus americanus*, from the somewhat imperfect specimen in the National Museum.
- PLATE XIII.—Skeleton of *Tetrapturus imperator*. From lithograph in Agassiz's *Poissons Fossiles*, v, p. 89, tab. E.
- PLATE XIV.—Fac simile of figure of *Xiphias gladius* in Cuvier & Valenciennes's *Histoire Naturelle des Poissons*, pl. ccxxvi.
- PLATE XV.—Map showing geographical distribution of the species of the Sword-fish family throughout the world.
- PLATE XVI.—Fig. 1. Young of Sword-fish, 37^{mm} long. Fac simile of figure in Lütken's *Spolia Atlantica*, pl. ii, fig. 10.
Fig. 2. Young of Sword-fish, 12 inches long. Fac simile of figure in Cuvier & Valenciennes's *Histoire Naturelle des Poissons*, pl. ccxxv.
- PLATE XVII.—Young of Sail-fish, $\frac{3}{4}$ inch long. Fac simile of figure in Lütken's *Spolia Atlantica*.
- PLATE XVIII.—Fig. 1. Young of Sail-fish, about 9^{mm} long. } Fac similes of figures
Fig. 2. Young of Sail-fish, about 14^{mm} long. } in Günther's *Fishes*
Fig. 3. Young of Sail-fish, about 60^{mm} long. } of the South Sea,
and in Lütken's *Spolia Atlantica*, in Vidensk. Selsk. Skr., 5, 1880,
p. 443.
- PLATE XIX.—Young of Sail-fish, *H. pulchellus*, 4 inches long. Fac simile of figure in *Histoire Naturelle des Poissons*, pl. ccxxx.
- PLATE XX.—Young of Sail-fish, *H. immaculatus*, Rüppell, 18 inches long. Fac simile of figure in *Transactions of Zoölogical Society, London*, vol. ii, pl. xv.
- PLATE XXI.—Sword of young Sword-fish, taken from nostril of shark at Gloucester, Mass.: Magnified thrice.
- PLATE XXII.—Vertebrate parasites of Sword-fish.
Fig. 1. *Remoropsis brachypterus*. The Sword-fish Remora.
Fig. 2. *Rhombochirus osteochir*. The Spear-fish Remora.
- PLATE XXIII.—Swordfisherman in position for action.
- PLATE XXIV.—Sword-fish fishing in the Mediterranean.



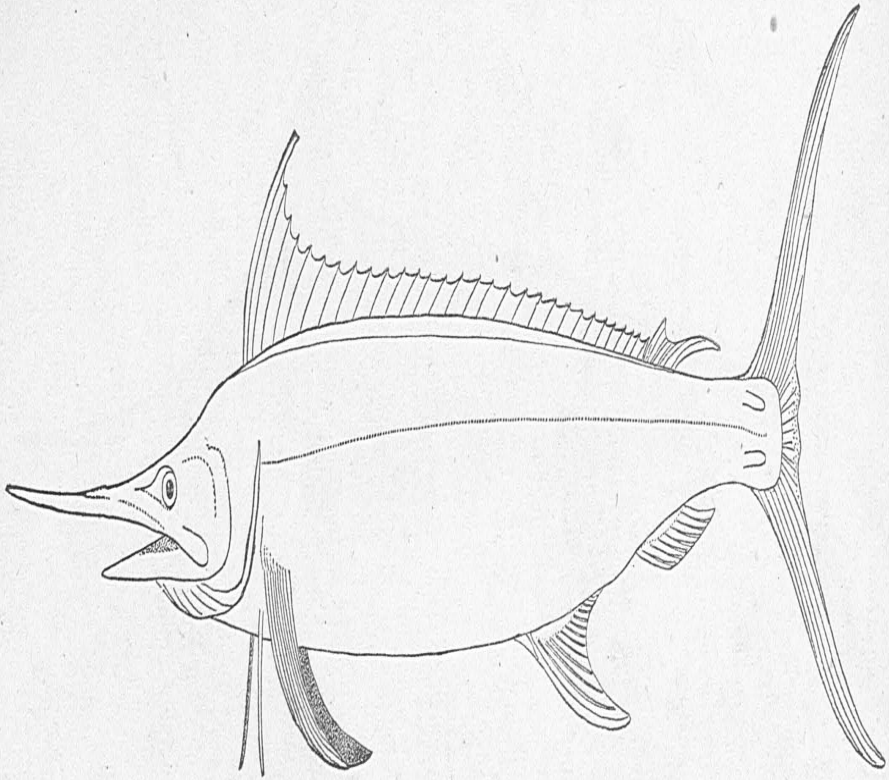
The Sword-fish, *Xiphias gladius*.

Drawing by H. L. Todd, from specimen taken on the coast of Rhode Island, now stuffed and preserved in the National Museum. Length, 8 feet 4 inches.

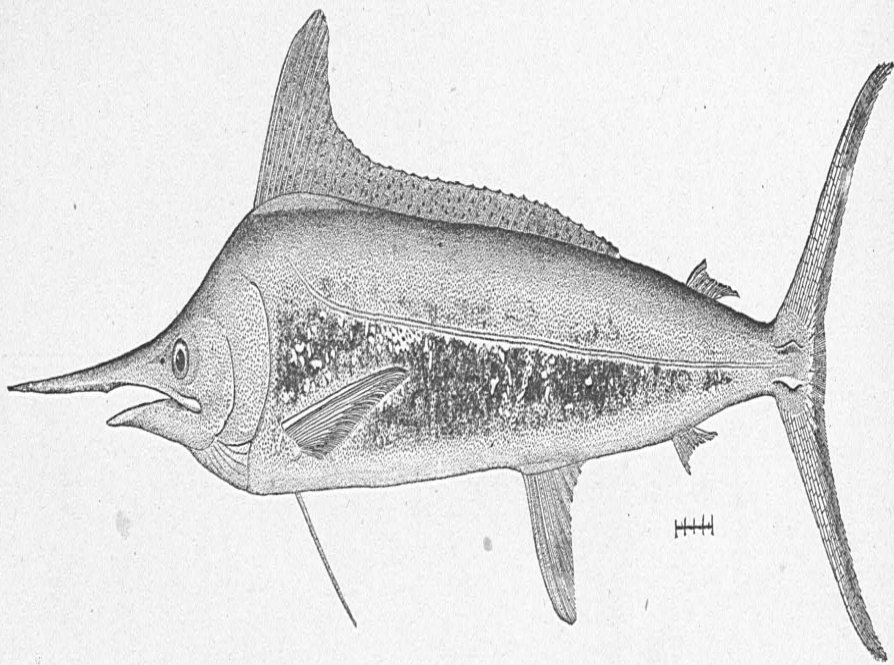


The Mediterranean Spear-fish, *Tetrapturus imperator*.

Outline from figure in Cuvier & Valenciennes' *Histoire Naturelle des Poissons*, pl. cccxix.




The Cape Spear-fish, *Tetrapturus Herschellii*.
Outline from figure in *Annals of Natural History*, vol. i, pl. x.



III


The Western Atlantic Spear-fish, *Tetrapturus albidus*, Poey.

Drawing by H. L. Todd, from cast of specimen taken on coast of Massachusetts, and preserved in National Museum.




The Western Atlantic Spear-fish, *Tetrapturus albidus*.

Fac simile of figure in Poey, *Mem. Hist. Nat. Cuba*, ii, pl. xv, fig. 1.



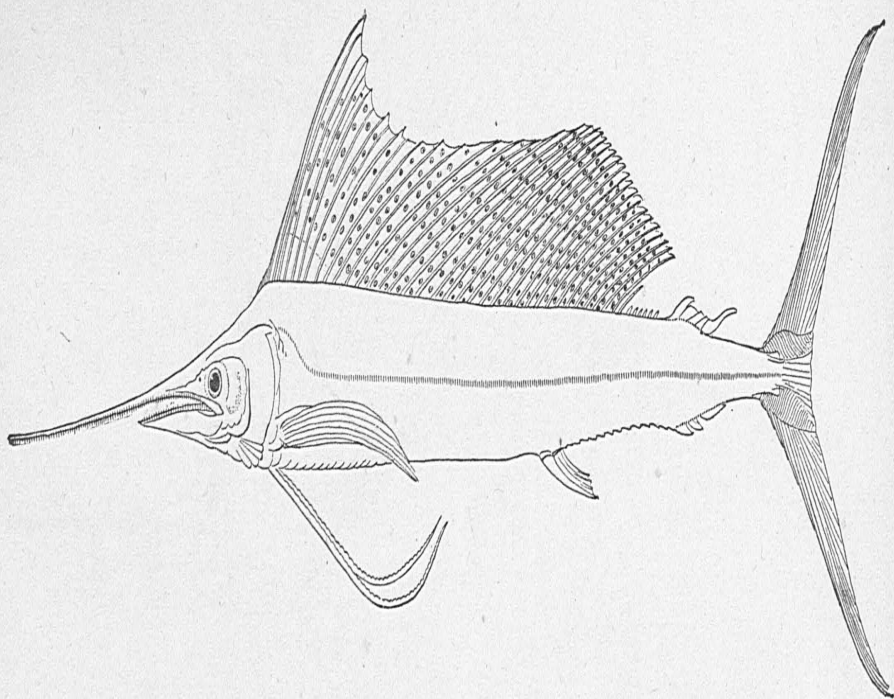
The Cuban Spear-fish, *Tetrapturus amplus*.

Fac simile of figure in Poey, *Mem. Hist. Nat. Cuba*, ii, pl. xv, fig. 2.




The Indian Ocean Spear-fish, *Tetrapturus brevipennis*.

Outline from figure in Day's *Fishes of India*, pl. xlvii.




The Old World Sail-fish, *Histiophorus gladius*.

Outline from figure in Cuvier & Valenciennes' *Histoire Naturelle des Poissons*, pl. cccxix.




The Japanese Sail-fish, *Histiophorus orientalis*.

Outline from figure in Temminck & Schlegel's *Fauna Japonica*, pl. lv.




The American Sail-fish, *Histophorus americanus*.

Drawing by H. L. Todd, from cast of specimen taken near Newport, R. I. Preserved in the National Museum.



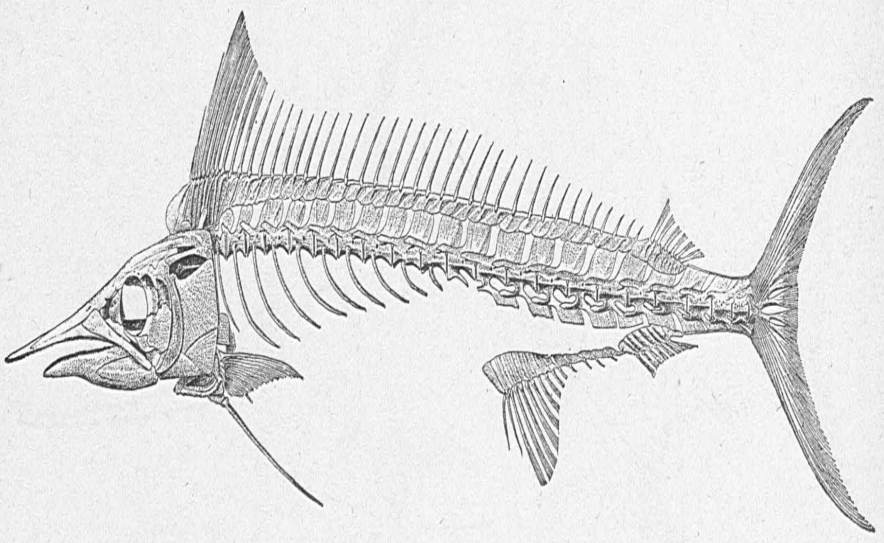
Skeleton of the Sword-fish, *Xiphias gladius*.

From the somewhat imperfect specimen in the National Museum.




Skeleton of the Sail-fish, *Histiophorus americanus*.

From the somewhat imperfect specimen in the National Museum.




Skeleton of *Tetrapturus imperator*.

From lithograph in Agassiz's *Poissons Fossiles*, v, p. 89, tab. E.



Fac simile of figure of *Xiphias gladius*.

In Cuvier & Valenciennes' *Histoire Naturelle des Poissons*, pl. cexxvi.



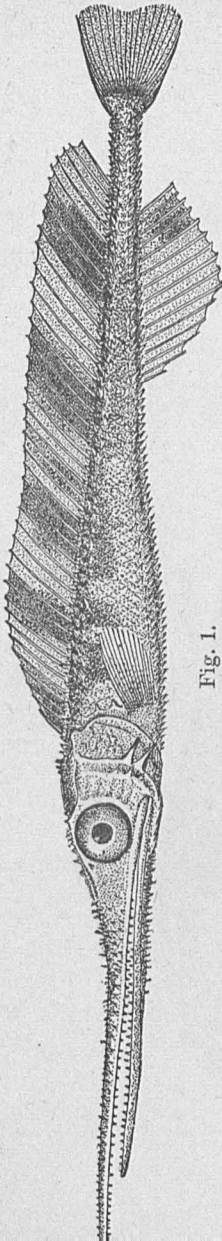


Fig. 1.

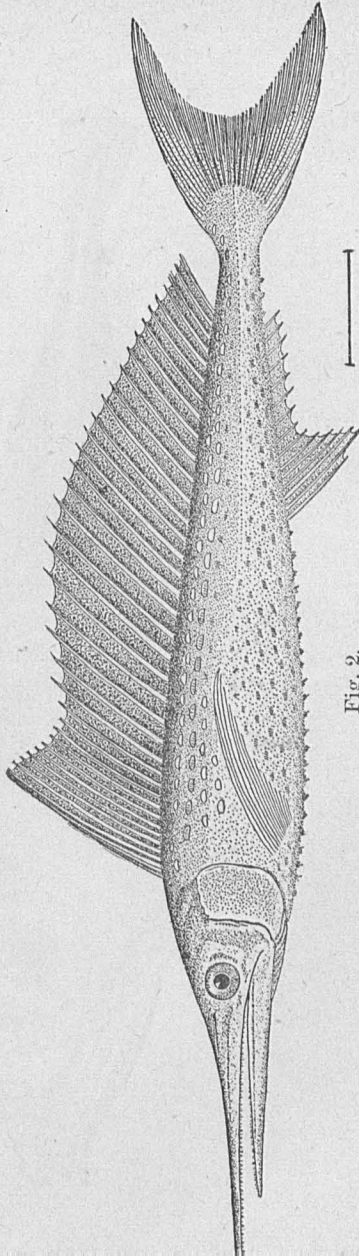


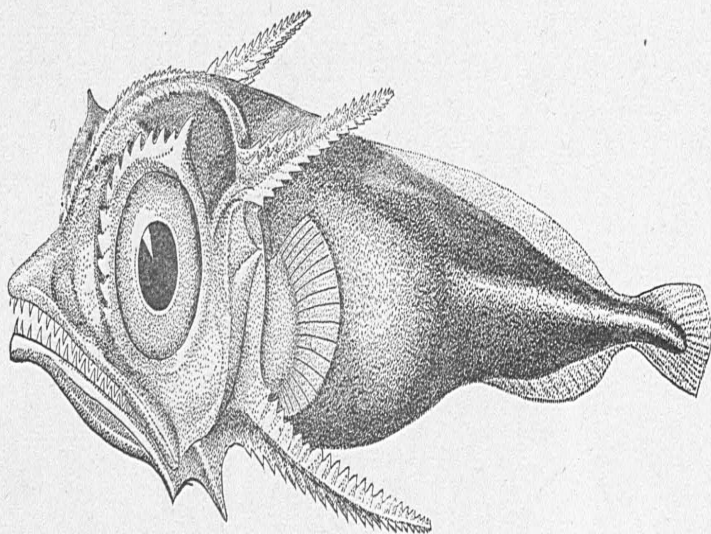
Fig. 2.

Fig. 1. Young of Sword-fish, 37mm long.

Fig. 2. Young of Sword-fish, 12 inches long.

Fig. 1 of figure in Lütken's *Syolia Atlantica*, pl. ii, fig. 10.

Fig. 2 of figure in Cuvier & Valenciennes' *Histoire Naturelle des Poissons*, pl. ccxxv.



Young of Sail-fish, $\frac{3}{4}$ of an inch long.

Fac simile of figure in Lütken's *Spolia Atlantica*.

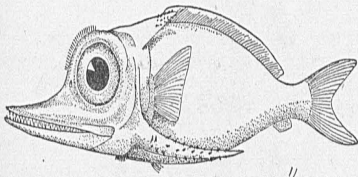


Fig. 1. Young of Sail-fish, about 9^{mm} long.

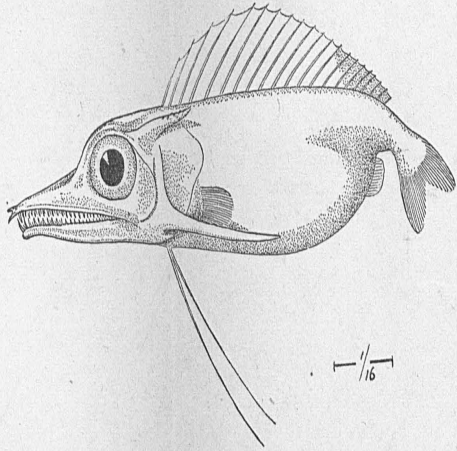


Fig. 2. Young of Sail-fish, about 14^{mm} long.

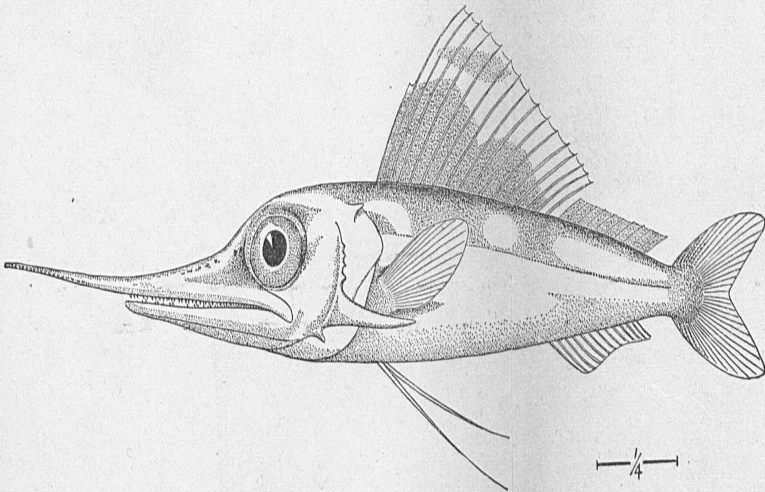
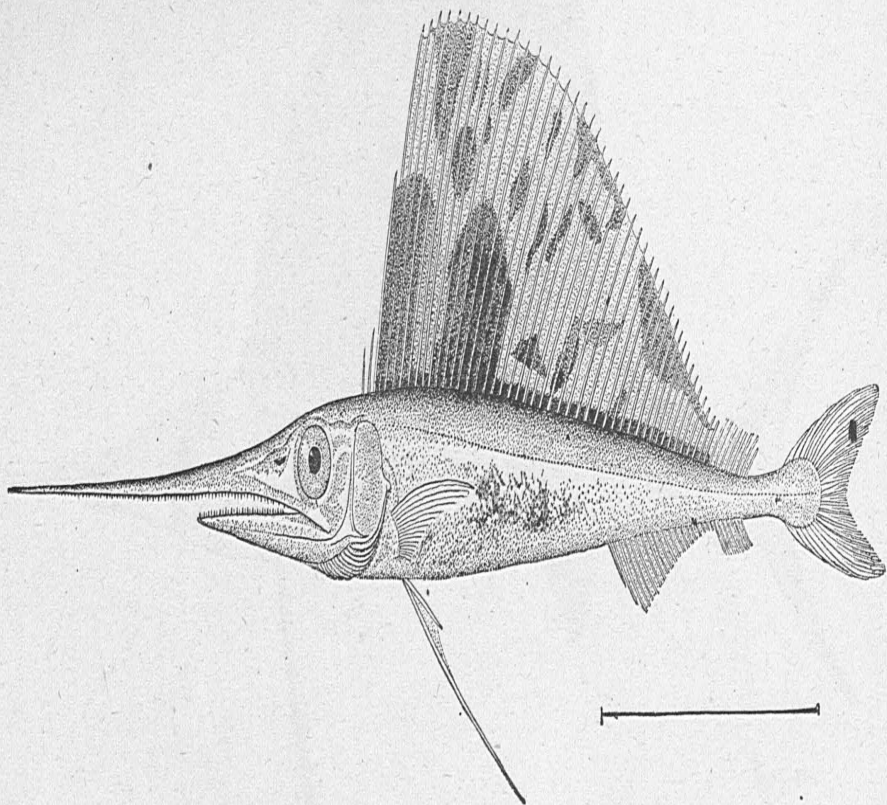



Fig. 3. Young of Sail-fish, about 60^{mm} long.



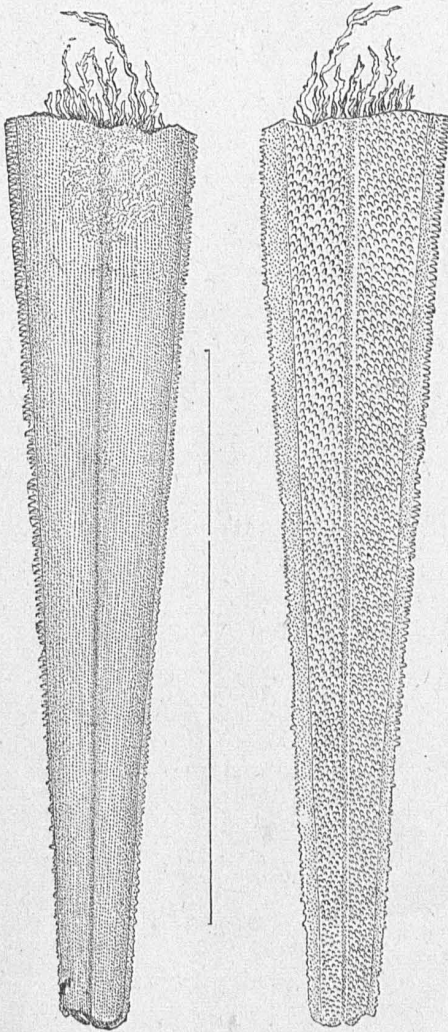
Young of Sail-fish, *Histiophorus pulchellus*, 4 inches long.

Fac simile of figure in Cuvier & Valenciennes' *Histoire Naturelle des Poissons*, pl. ccxxx.



Young of Sail-fish, *Histiophorus immaculatus*, 18 inches long.

Fac simile of figure in *Transactions of Zoological Society, London*, vol. ii, pl. xv.



Sword of young Sword-fish, taken from nostril of shark at Gloucester, Mass., magnified thrice.

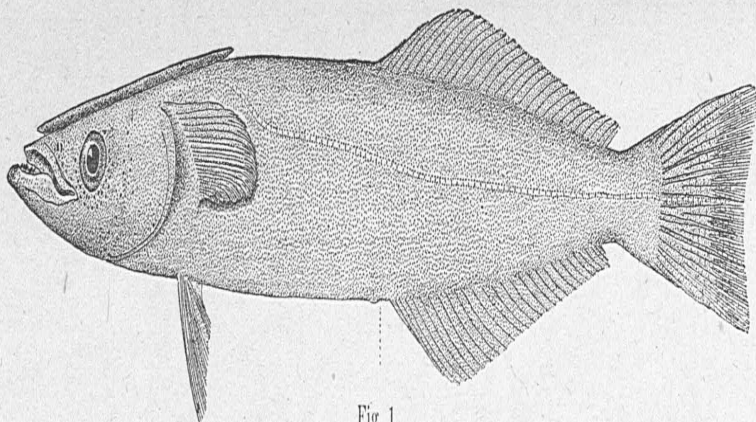


Fig. 1.

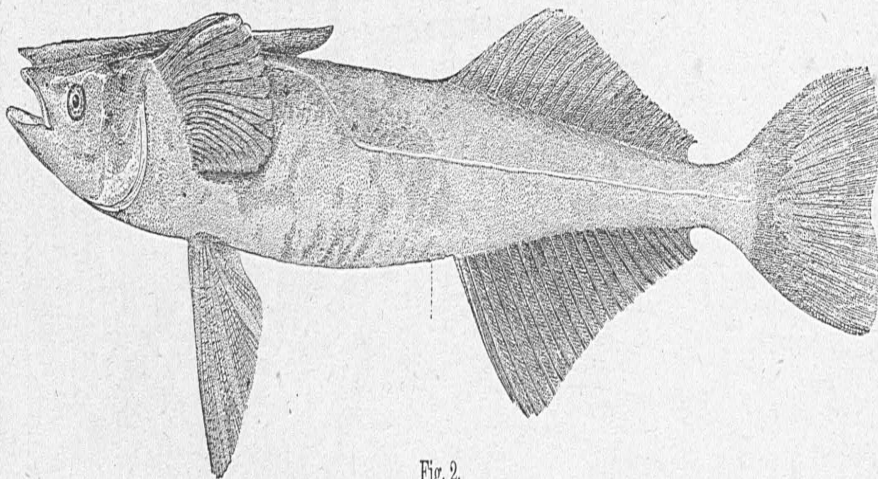



Fig. 2.



Fig. 1. The Sword-fish Remora, *Remoropsis brachypterus*.

Fig. 2. The Spear-fish Remora, *Rhombochirus osteochir*.

Vertebrate parasites of Sword-fish.



Swordfisherman in position for action.



Sword-fish fishing in the Mediterranean.